

1C



## ISC Aperture Learned Value Reset

When removing or replacing the throttle body assembly, reset the ISC aperture learned value to the following procedures:

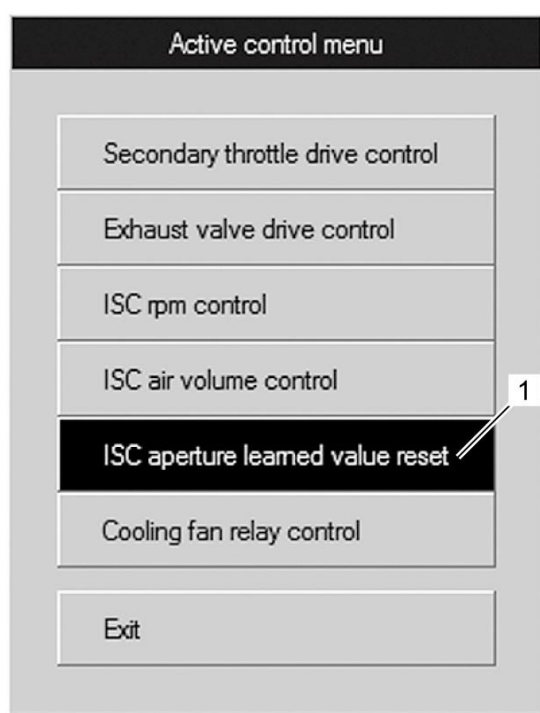
- 1) Turn the ignition switch ON.
- 2) Set up the SDS tool referring to the SDS operation manual for further details.

### Special Tool

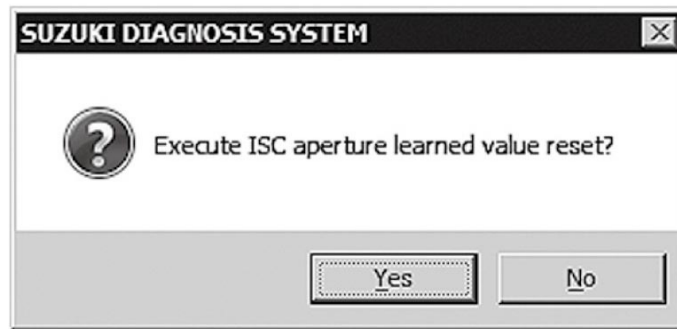
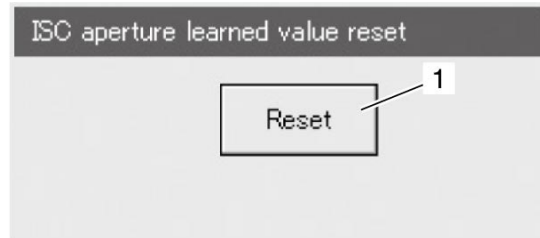
09904-41010

99565-01010-034

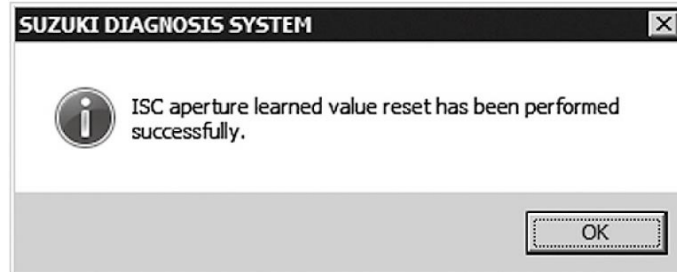
- 3) Click the "Active control".
- 4) Click the "ISC aperture learned value reset" (1).



- 5) Click the "Reset" button (1) to clear the ISC aperture leaned valve.

**NOTE:**

**The leaned value of the ISC valve (secondary throttle valve interlinked) is set at Preset position.**



- 6)** Close the SDS tool and turn the ignition switch OFF.

**NOTE:**

**The ISC valve (secondary throttle valve interlinked) opening initialization is automatically started after the ignition switch is turned OFF position.**